AP FRQ Review – Mr. Rich **Name:_____ Per:_____ Seat:____**

AP Calculus AB

Topic 6: Accumulation Functions

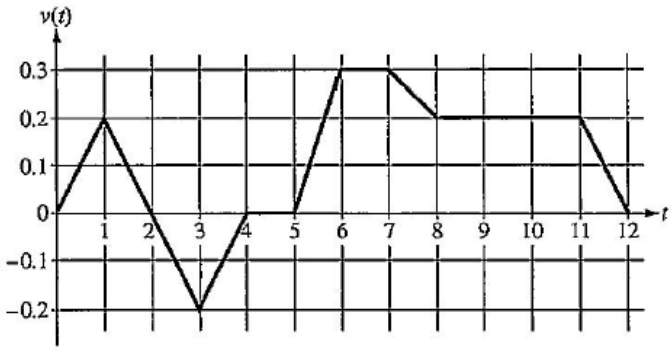

Caren rides her bicycle along a straight road from home to school, starting at home at time $t = 0$ minutes and arriving at school at time $t = 12$ minutes. During the time interval $0 \le t \le 12$ minutes, her velocity $v(t)$, in miles per minute, is modeled by the piecewise-linear function whose graph is shown above.

(a) Find the acceleration of Caren's bicycle at time $t = 7.5$ minutes. Indicate units of measure.

(b) Using correct units, explain the meaning of $\int_0^{12} |v(t)|\, dt$ in terms of Caren's trip. Find the value of $\int_0^{12} |v(t)|\, dt$.

(c) Shortly after leaving home, Caren realizes she left her calculus homework at home, and she returns to get it. At what time does she turn around to go back home? Give a reason for your answer.

(d) Larry also rides his bicycle along a straight road from home to school in 12 minutes. His velocity is modeled by the function w given by $w(t) = \frac{\pi}{15}\sin\left(\frac{\pi}{12}t\right)$, where $w(t)$ is in miles per minute for $0 \le t \le 12$ minutes. Who lives closer to school: Caren or Larry? Show the work that leads to your answer.

There are 700 people in line for a popular amusement-park ride when the ride begins operation in the morning. Once it begins operation, the ride accepts passengers until the park closes 8 hours later. While there is a line, people move onto the ride at a rate of 800 people per hour. The graph above shows the rate, $r(t)$, at which people arrive at the ride throughout the day. Time t is measured in hours from the time the ride begins operation.

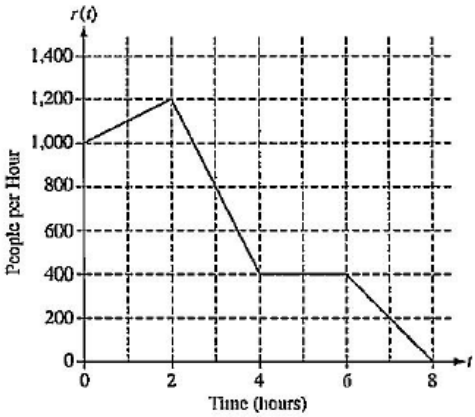

(a) How many people arrive at the ride between $t = 0$ and $t = 3$? Show the computations that lead to your answer.

(b) Is the number of people waiting in line to get on the ride increasing or decreasing between $t = 2$ and $t = 3$? Justify your answer.

(c) At what time t is the line for the ride the longest? How many people are in line at that time? Justify your answers.

(d) Write, but do not solve, an equation involving an integral expression of r whose solution gives the earliest time t at which there is no longer a line for the ride.

A squirrel starts at building A at time $t = 0$ and travels along a straight wire connected to building B. For $0 \le t \le 18$, the squirrel's velocity is modeled by the piecewise-linear function defined by the graph above.

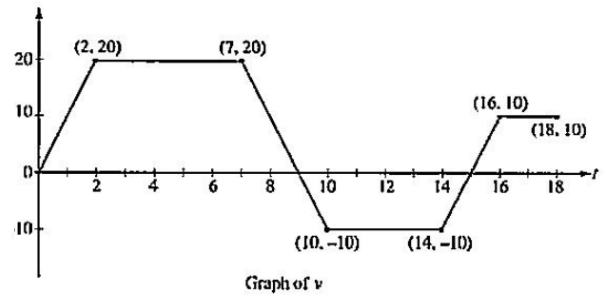

Graph of v

(a) At what times in the interval $0 < t < 18$, if any, does the squirrel change direction? Give a reason for your answer.

(b) At what time in the interval $0 \le t \le 18$ is the squirrel farthest from building A? How far from building A is the squirrel at this time?

(c) Find the total distance the squirrel travels during the time interval $0 \le t \le 18$.

(d) Write expressions for the squirrel's acceleration $a(t)$, velocity $v(t)$, and distance $x(t)$ from building A that are valid for the time interval $7 < t < 10$.

The continuous function f is defined on the interval $-4 \le x \le 3$. The graph of f consists of two quarter circles and one line segment, as shown in the figure above.

Let $g(x) = 2x + \int_0^x f(t)\,dt$.

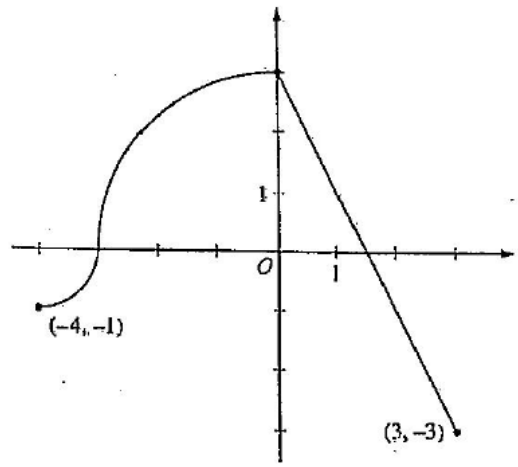

Graph of f

(a) Find $g(-3)$. Find $g'(x)$ and evaluate $g'(-3)$.

(b) Determine the x-coordinate of the point at which g has an absolute maximum on the interval $-4 \le x \le 3$. Justify your answer.

(c) Find all values of x on the interval $-4 < x < 3$ for which the graph of g has a point of inflection. Give a reason for your answer.

(d) Find the average rate of change of f on the interval $-4 \le x \le 3$. There is no point c, $-4 < c < 3$, for which $f'(c)$ is equal to that average rate of change. Explain why this statement does not contradict the Mean Value Theorem.

Let f be the continuous function defined on $[-4, 3]$ whose graph, consisting of three line segments and a semicircle centered at the origin, is given above. Let g be the function given by $g(x) = \int_1^x f(t)\,dt$.

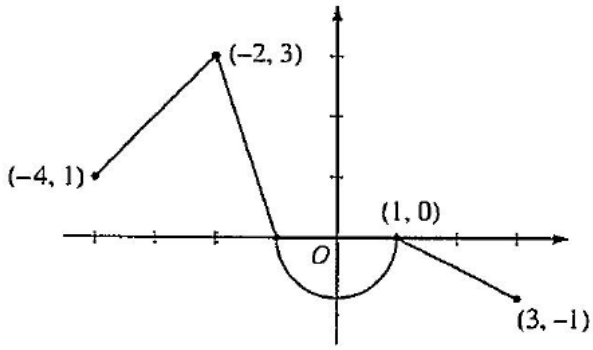

Graph of f

(a) Find the values of $g(2)$ and $g(-2)$.

(b) For each of $g'(-3)$ and $g''(-3)$, find the value or state that it does not exist.

(c) Find the x-coordinate of each point at which the graph of g has a horizontal tangent line. For each of these points, determine whether g has a relative minimum, relative maximum, or neither a minimum nor a maximum at the point. Justify your answers.

(d) For $-4 < x < 3$, find all values of x for which the graph of g has a point of inflection. Explain your reasoning.

The function f is defined on the closed interval $[-5, 4]$. The graph of f consists of three line segments and is shown in the figure above. Let g be the function defined by $g(x) = \int_{-3}^{x} f(t)\,dt$.

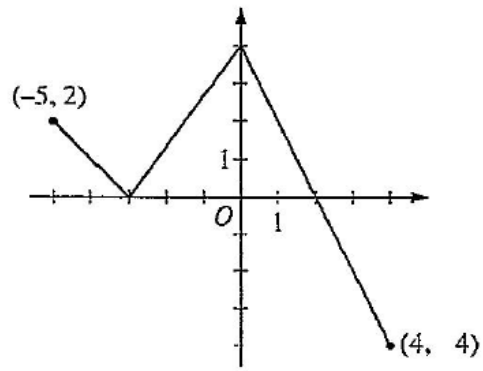

Graph of f

(a) Find $g(3)$.

(b) On what open intervals contained in $-5 < x < 4$ is the graph of g both increasing and concave down? Give a reason for your answer.

(c) The function h is defined by $h(x) = \dfrac{g(x)}{5x}$. Find $h'(3)$.

(d) The function p is defined by $p(x) = f\left(x^2 - x\right)$. Find the slope of the line tangent to the graph of p at the point where $x = -1$.

The figure above shows the graph of the piecewise-linear function f. For $-4 \le x \le 12$, the function g is defined by $g(x) = \int_2^x f(t)\,dt$.

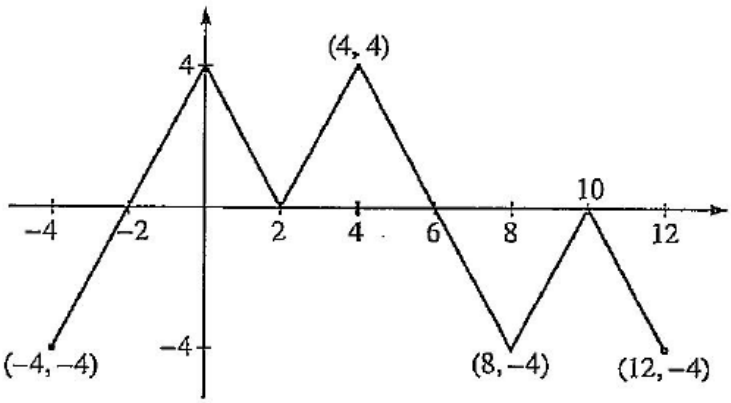

Graph of f

(a) Does g have a relative minimum, a relative maximum, or neither at $x = 10$? Justify your answer.

(b) Does the graph of g have a point of inflection at $x = 4$? Justify your answer.

(c) Find the absolute minimum value and the absolute maximum value of g on the interval $-4 \le x \le 12$. Justify your answers.

(d) For $-4 \le x \le 12$, find all intervals for which $g(x) \le 0$.